



# Fact Book 2016-2021

**Chattahoochee Valley Community College**

**Division of Strategic Initiatives**

**2602 College Drive**

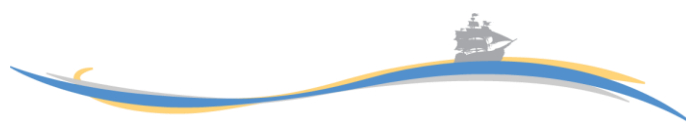
**Phenix City, AL 36869**

**334-291-4900**

**[www.cv.edu](http://www.cv.edu)**

## Table of Contents

Message from the President.....	2
Accreditation.....	3
Mission Statement.....	4
Vision Statement.....	4
Institutional Goals.....	4
Alabama Community College System – Board of Trustees.....	5
College Administration .....	5
CVCC Standing Committees 2021 .....	6
Student Enrollment 2016-2021.....	7
Enrollment by Age.....	8
Full/Part-time Status.....	9
Credit Hour Production.....	10
Gender .....	11
Ethnicity .....	12
Ethnicity Continued.....	13
Program Enrollment.....	14
Credit Hour Production by Program .....	15
Enrollment by Option.....	16
Enrollment by Option Continued .....	17
Instructor Credit Hour Production .....	18
Enrollment by Credit Hour (Hours taken) .....	19
Credentials/Awards by Program .....	20
Credentials/Awards by Program Continued .....	21
Residency .....	22
Area High School Graduation Numbers.....	23
Employees.....	24
Workforce Development – as of July 2021 .....	25



## Message from the President



Greetings on behalf of the Chattahoochee Valley Community College (CVCC) Family!

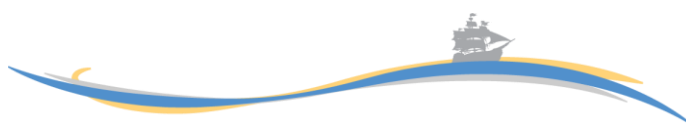
CVCC is proud to present its **2016-2021 Fact Book**, which is a statistical compilation of information on our product of work over a five-year period. To say the least, during the 2020-2021 academic year, COVID-19 impacted our College in ways that we were unable to foresee. Much of that impact is reflected in our enrollment and student outcomes. We were faced with many challenges; however, CVCC remains a jewel in this community and an excellent educational resource for the citizens in the Chattahoochee Valley region.

To fulfill our mission, we offer adult education, workforce development, academic transfer preparation, and career and technical educational training. Whether our students are returning to our College or enrolling with us for the first time, we have addressed their needs with vigor. Our goal is to be as transparent, accessible, and resourceful as possible to both internal and external stakeholders. We share the information contained in this *Fact Book* with transparency and a desire to provide a better service to our constituents in mind. This information provides a framework for improvement to meet the everchanging needs of our students and the community at large.

We are committed to excellence in customer service as well as educational delivery. The College has positioned itself to engage students in the classroom and empower them by being willing and eager participants in their educational pursuits. We are preparing students to enter the labor market, advance to four-year colleges and universities, become leaders and providers for their families, and be responsible citizens in the community. We take our jobs as educational leaders very seriously, and we are dedicated to providing the best possible service to the citizens of this area. We hope this *Fact Book* offers insight on the challenges, opportunities, and accomplishments of the College and provides a better understanding of our value to this community.

Thank you for your review of this *Fact Book* and for your support of the College!

Jacqueline B. Screws  
President



## History

Chattahoochee Valley Community College was established in 1973 by an Act of the Alabama State Legislature. Located in Phenix City, Alabama, the College was created to serve the citizens of Russell County and parts of Bullock, Lee, Macon, and Barbour counties. It also serves the citizens of the Phenix City, Alabama, and the Fort Benning-Columbus, Georgia, metropolitan area. Because this service area contains both rural and urban areas, the educational needs of the citizens are varied. The College opened in temporary quarters in January 1974. In 1976, the College moved to its present permanent location at 2602 College Drive. The College is located on 103 acres that includes 9 instructional and academic/student services buildings including the following: Owen Hall, Industry Training Center, Fine Arts, Brassell Hall, Wilson Hall, Wallace Hall, IPAC Building, Key Hall, and the recently purchased Adams Building. There are 2 campus support facilities (Security Building and a Greenhouse). Lastly, there are 2 athletic fields (Baseball and Softball).



## Accreditation

Chattahoochee Valley Community College is accredited by the Southern Association of Colleges and Schools Commission on Colleges (SACSCOC) to award the Associate of Arts, Associate of Science and Associate of Applied Science degrees. Questions about the accreditation of Chattahoochee Valley Community College may be directed in writing to the Southern Association of Colleges and Schools Commission on Colleges at 1866 Southern Lane, Decatur, GA 30033-4097, by calling (404) 679-4500, or by using information available on SACSCOC's website ([www.sacscoc.org](http://www.sacscoc.org)).

The Associate Degree and Practical Nursing programs at Chattahoochee Valley Community College are accredited by the Accreditation Commission for Education in Nursing, 3343 Peachtree Road NE, Suite 850, Atlanta, GA 30326, phone: 404-975-5000, fax: 404-975-5020, website: [acenursing.org](http://acenursing.org).

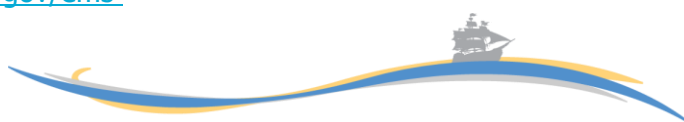
The Practical Nursing and Associate Degree Nursing programs are approved by the Alabama State Board of Nursing.

The Associate of Applied Science in Medical Assisting program at Chattahoochee Valley Community College is accredited by:

Accrediting Bureau of Health Education Schools (ABHES)  
7777 Leesburg Pike, Suite 314 North  
Falls Church, VA 22043  
(703)917-9503  
[www.abhes.org](http://www.abhes.org)

The Emergency Medical Services programs are accredited by the Alabama Department of Health (ADPH) Office of EMS, The RSA Tower, 201 Monroe Street, Montgomery, AL 36104, phone: 1-800-252-1818.

[www.alabamapublichealth.gov/ems](http://www.alabamapublichealth.gov/ems)



## Mission Statement

Chattahoochee Valley Community College promotes student success and is committed to enriching our community by offering accessible, quality, and engaging educational opportunities through academic transfer, career and technical education, workforce development and adult education.

## Vision Statement

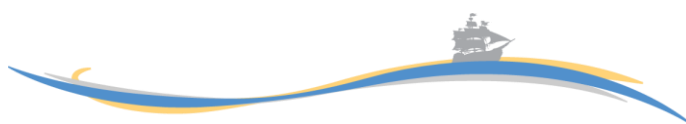
Chattahoochee Valley Community College (CVCC) will be a dynamic, engaged institution of higher learning dedicated to serving the community and students by providing excellent educational, cultural and career opportunities allowing individuals to be successful and achieve their goals. CVCC will provide quality services through innovative practices, state-of-the-art facilities and an understanding of meeting individuals where they are. CVCC will enhance the lives of its students, faculty, staff and the community by:

- Promoting instructional excellence in all program areas;
- Expanding and enhancing programs to meet the needs of the area's workforce;
- Strengthening partnerships to advance the mission of the College;
- Creating a supportive teaching and learning environment;
- Integrating technology to support all programs and services;
- Implementing the use of evidence-based decision-making and
- Providing exceptional student support services.

## Institutional Goals

To achieve its purpose, the College has developed the following goals:

- To offer high-quality educational programs.
- To expand and strengthen program offerings that prepares students for direct entry into jobs at technical, paraprofessional, and entry-level management positions.
- To provide educational and support programs that ensure student success.
- To develop community service and continuing education programs, strengthen links with high schools and community agencies, and promote the economic, educational, and cultural development of the service area.
- To provide and maintain a comprehensive program of advising, counseling, and testing services and extracurricular activities that enrich the cultural, social, physical, and intellectual lives of students.
- To practice broad-based systematic planning of the College's educational programs, academic and student support services, community service programs, and administrative processes.
- To provide state-of-the-art technology, infrastructure, and facilities to support the College mission.



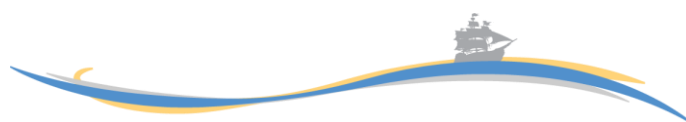
## Alabama Community College System – Board of Trustees

Governor Kay Ivey	President of Board, Montgomery
Jimmy H. Baker	Chancellor, Alabama Community College System
J.E.B. Shell	District 1
John Mitchell	District 2
Valerie Gray	District 3
Matthew Woods	District 4
Goodrich "Dus" Rogers	District 5
Milton Davis	District 6, Chairman
Llevelyn Rhone	District 7
Blake McAnally	Statewide member, Vice Chairman
Dr. Yvette Richardson	Ex-Officio Member



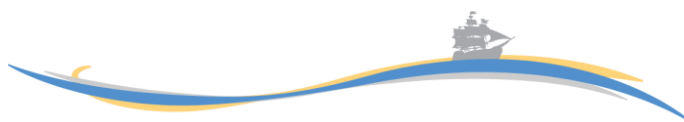
## College Administration

Ms. Jacqueline Screws - President  
Dr. Sherri Taylor - Dean of Students and College Services  
Dr. Chantae Calhoun - Dean of Instruction  
Mr. Dexter Jackson - Dean of Financial Affairs  
Ms. Christer Sanks – Business Manager  
Ms. Vickie Williams – Associate Dean of Student Development & Success  
Dr. Shirley Armstrong - Associate Dean for Workforce and Technical Education  
Dr. RoseMary Watkins – Director of Strategic Initiatives

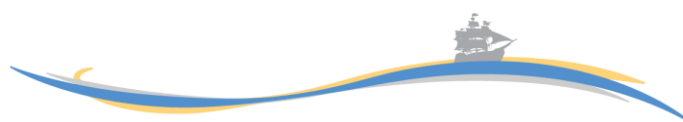
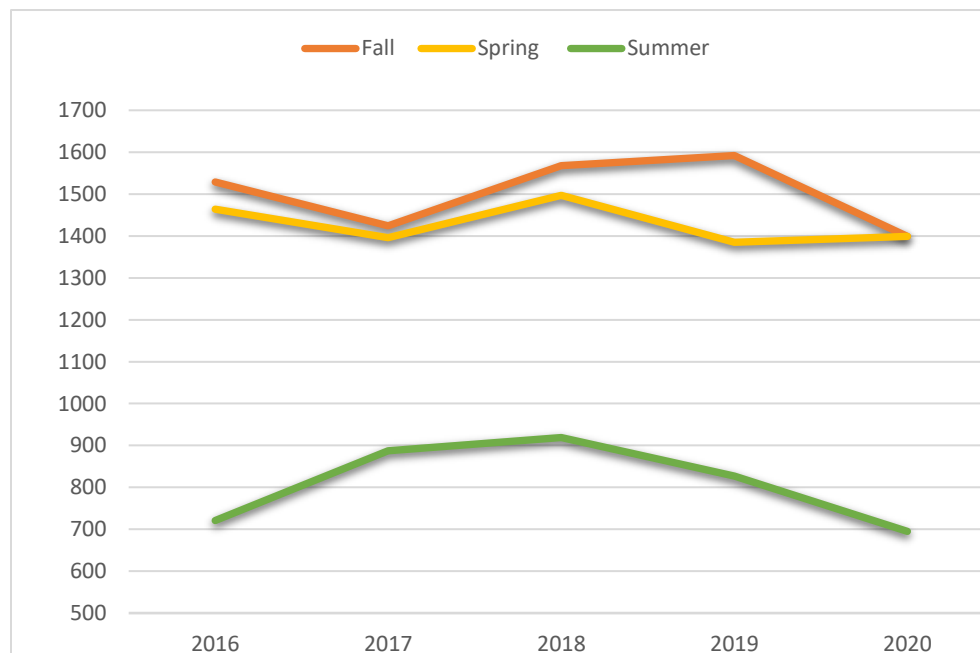
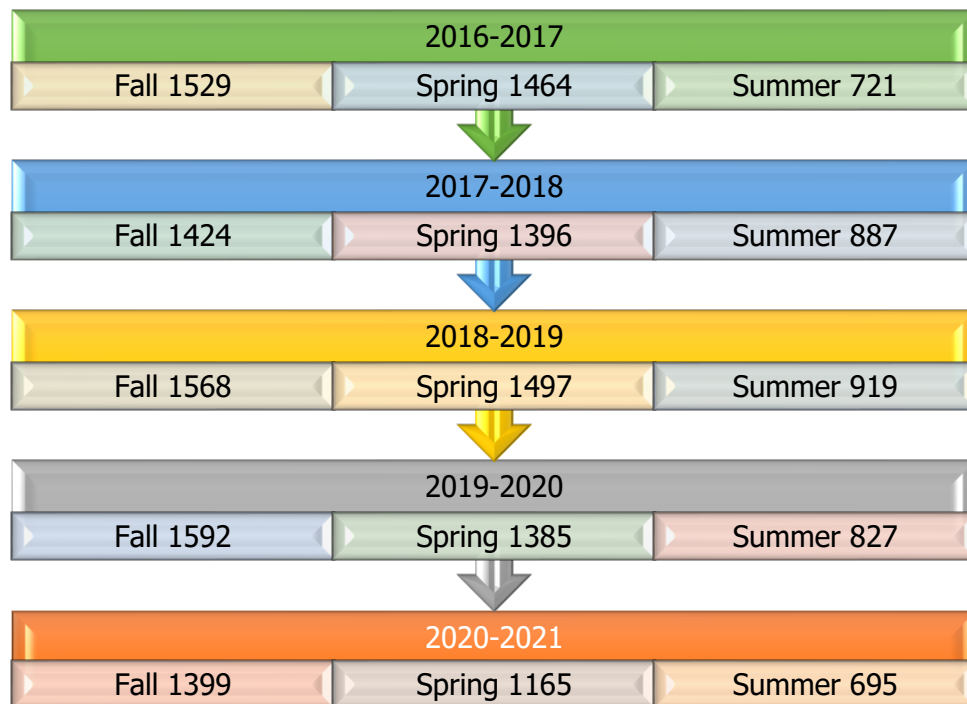


## CVCC Standing Committees 2021

Academic Awards Committee  
Academic Chair Council  
Admissions Appeal Committee  
All-Alabama Academic Team Selection Committee  
Athletics Department Advisory Committee  
Calendar Committee  
C.A.R.E. Team  
Curriculum Committee  
Diversity Committee  
Dual Enrollment Committee  
Employee Recognition Award Committee  
Facilities, Health, and Safety Committee  
Institutional Effectiveness Committee  
Library Advisory Committee  
Marketing and Public Relations Committee  
Online Learning Community Committee  
Professional Development Committee  
Scholarship Committee  
Security Committee)  
Sick Leave Bank Committee (Elected)  
Strategic Enrollment Management Committee (SEM)  
Student Discipline Committee  
Student Grievance Committee  
Student Success Committee  
Technology Committee

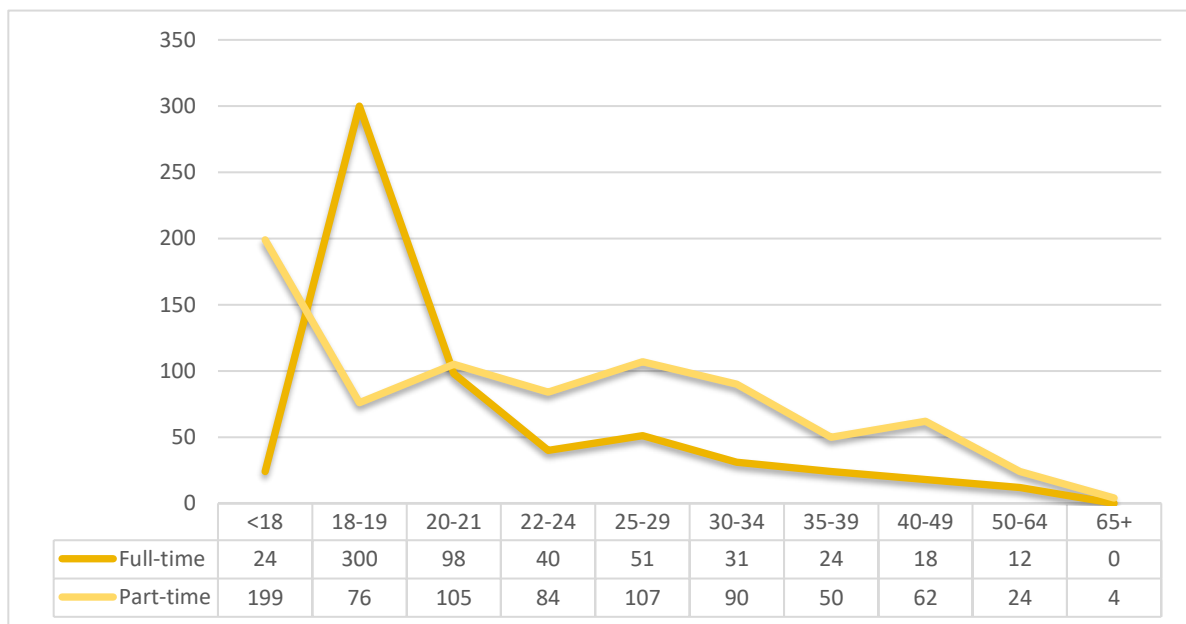


## Student Enrollment 2016-2021

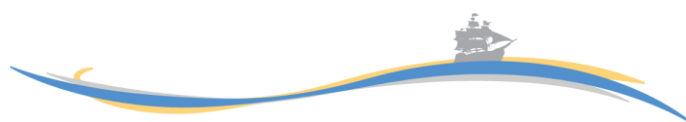


## Enrollment by Age

Full-time Fall 2020	Part-time Fall 2020
•(<18) 24	•(<18) 199
•(18-19) 300	•(18-19) 76
•(20-21) 98	•(20-21) 105
•(22-24) 40	•(22-24) 84
•(25-29) 51	•(25-29) 107
•(30-34) 31	•(30-34) 90
•(35-39) 24	•(35-39) 50
•(40-49) 18	•(40-49) 62
•(50-64) 12	•(50-64) 24
•(65+) 0	•(65+) 4

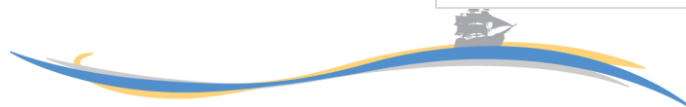
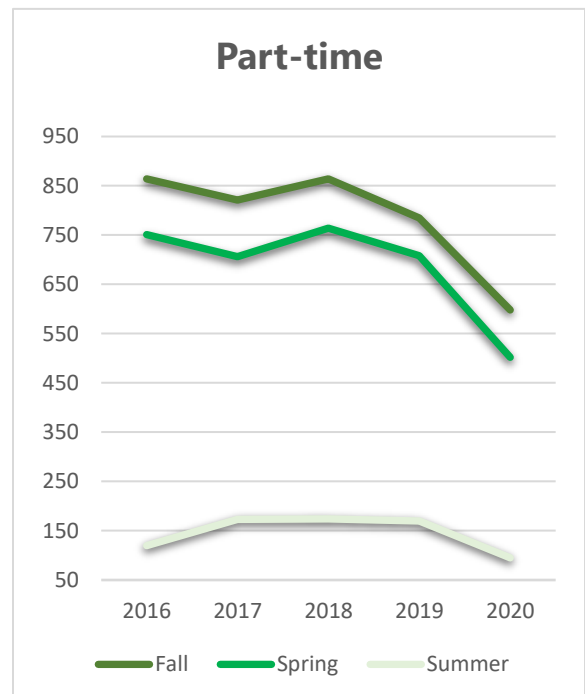
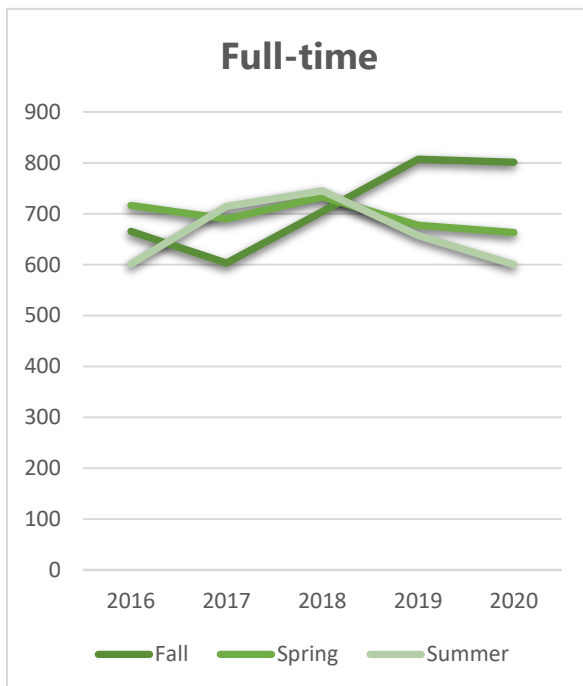


	<18	18-19	20-21	22-24	25-29	30-34	35-39	40-49	50-64	65+
Totals	223	376	203	124	158	121	74	80	36	4

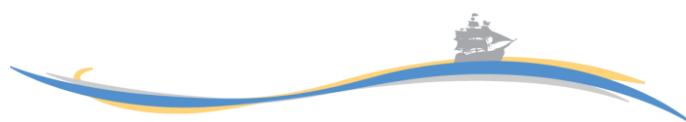
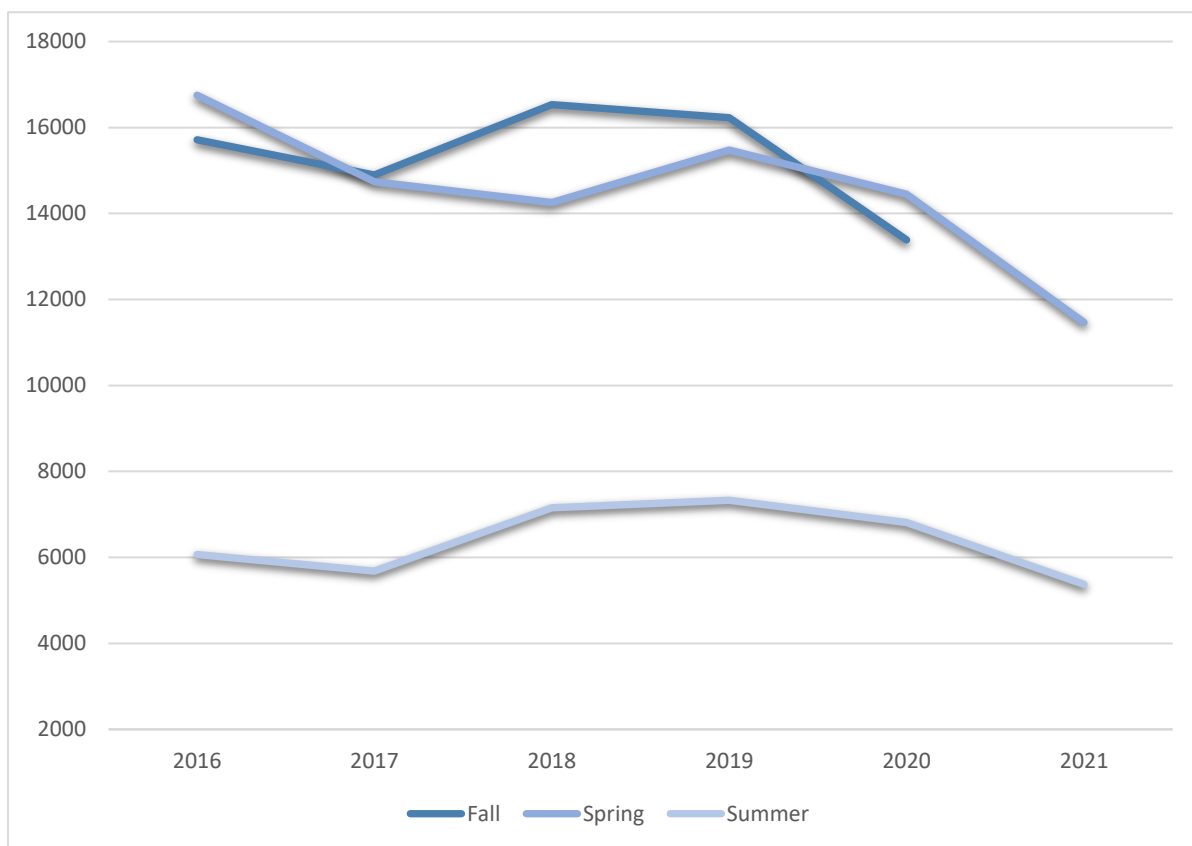
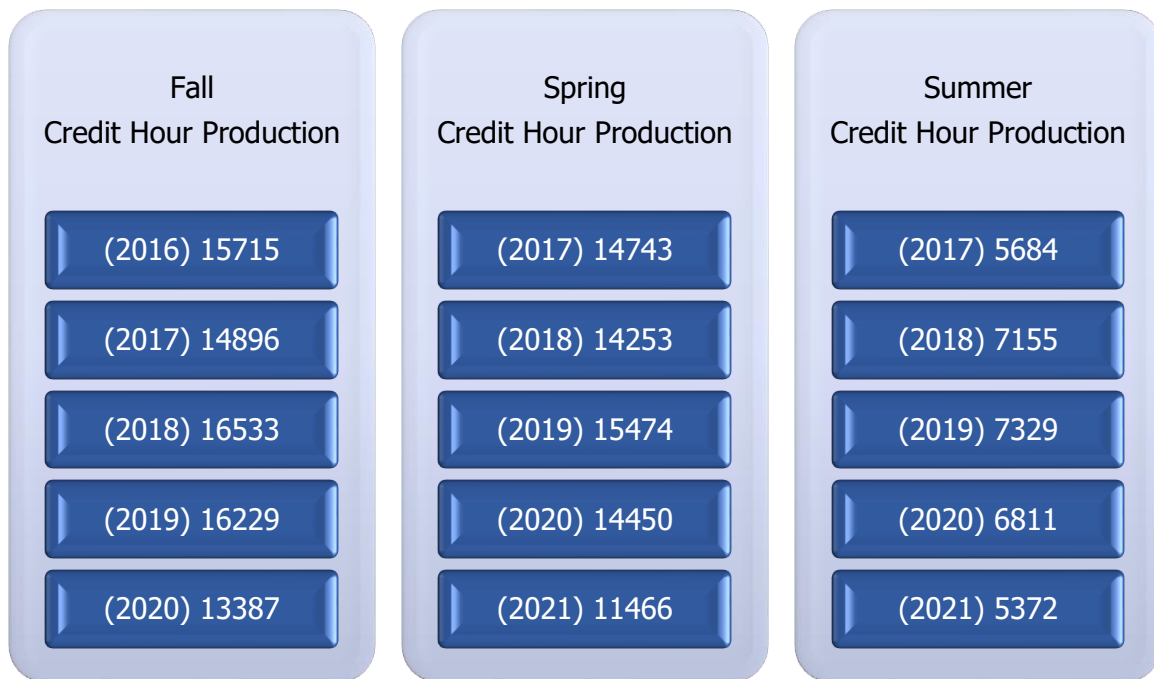


## Full/Part-time Status

Fall	Spring	Summer
(2016) Full-time 864 Part-time 665	(2017) Full-time 751 Part-time 716	(2017) Full-time 120 Part-time 601
(2017) Full-time 821 Part-time 603	(2018) Full-time 706 Part-time 690	(2018) Full-time 173 Part-time 714
(2018) Full-time 864 Part-time 704	(2019) Full-time 764 Part-time 733	(2019) Full-time 174 Part-time 745
(2019) Full-time 785 Part-time 807	(2020) Full-time 708 Part-time 677	(2020) Full-time 170 Part-time 657
(2020) Full-time 598 Part-time 801	(2021) Full-time 502 Part-time 663	(2021) Full-time 95 Part-time 600

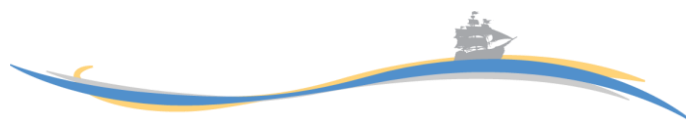
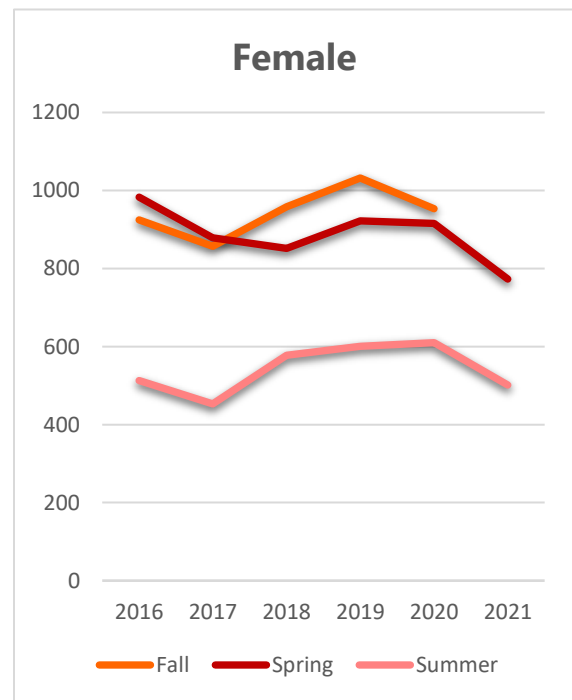
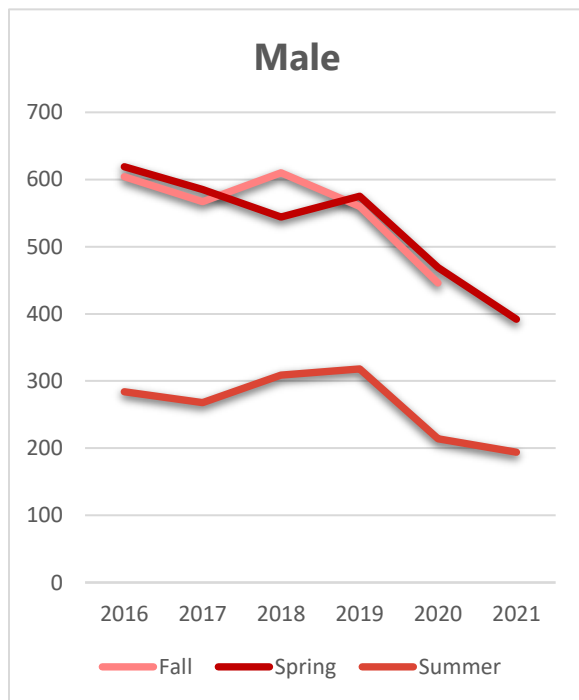


## Credit Hour Production



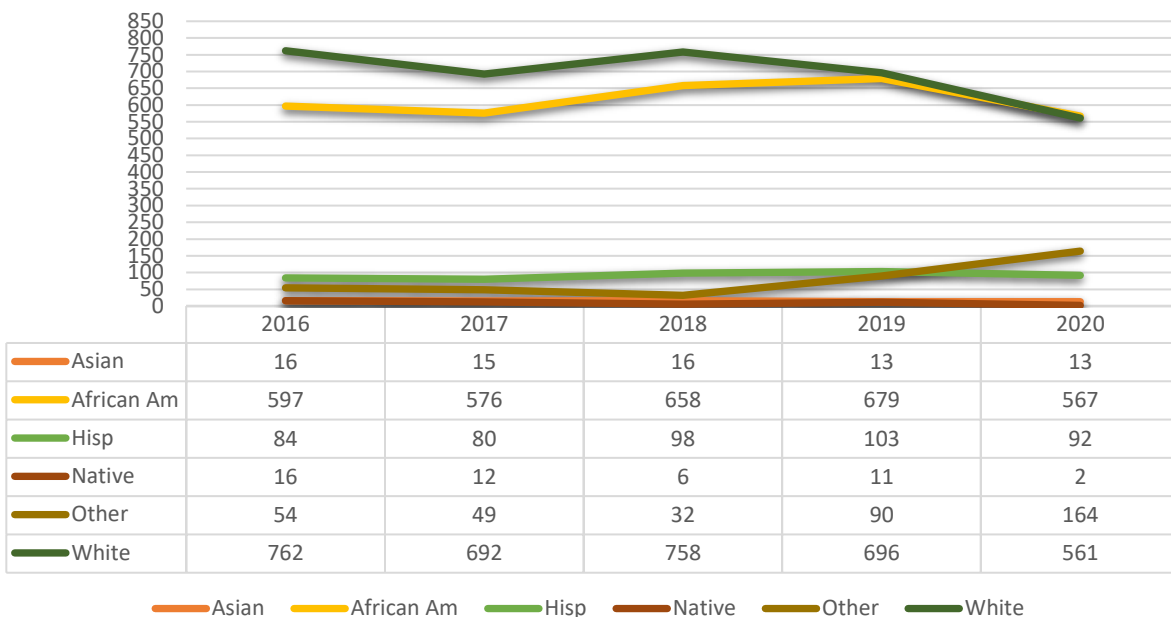
## Gender

Fall	Spring	Summer
(2016) Male 604 Female 925	(2017) Male 585 Female 879	(2017) Male 268 Female 453
(2017) Male 567 Female 857	(2018) Male 544 Female 852	(2018) Male 309 Female 578
(2018) Male 610 Female 958	(2019) Male 575 Female 922	(2019) Male 318 Female 601
(2019) Male 560 Female 1032	(2020) Male 469 Female 916	(2020) Male 217 Female 610
(2020) Male 446 Female 953	(2021) Male 392 Female 773	(2021) Male 194 Female 501



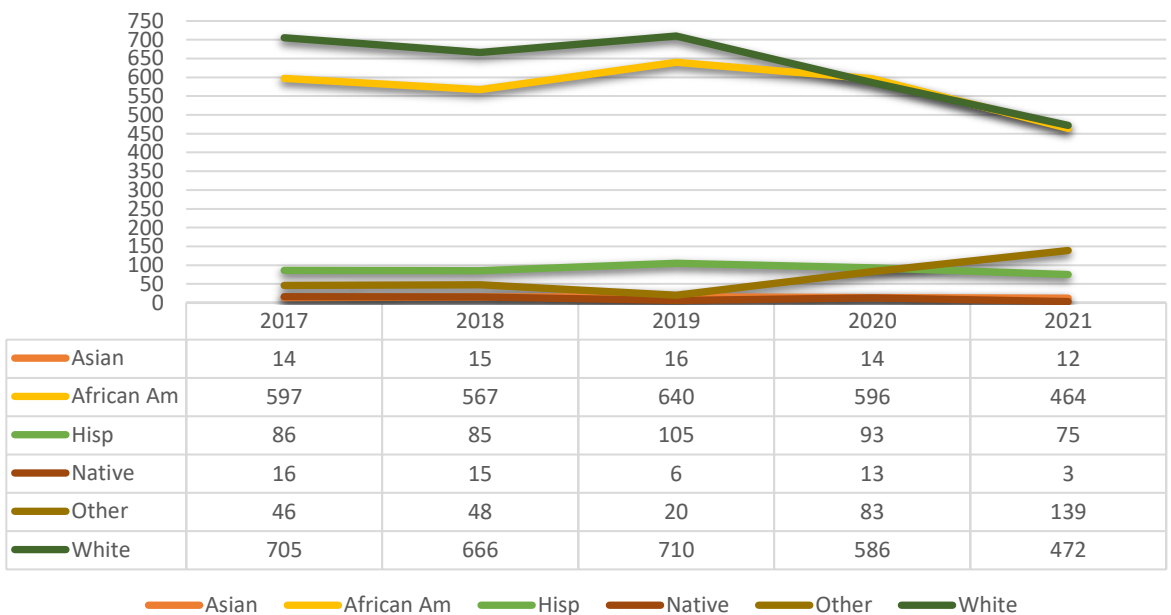
## Ethnicity

### Fall

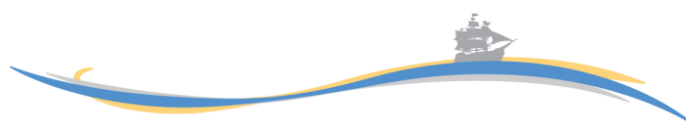


	2016	2017	2018	2019	2020
Totals	1424	1568	1568	1592	1399

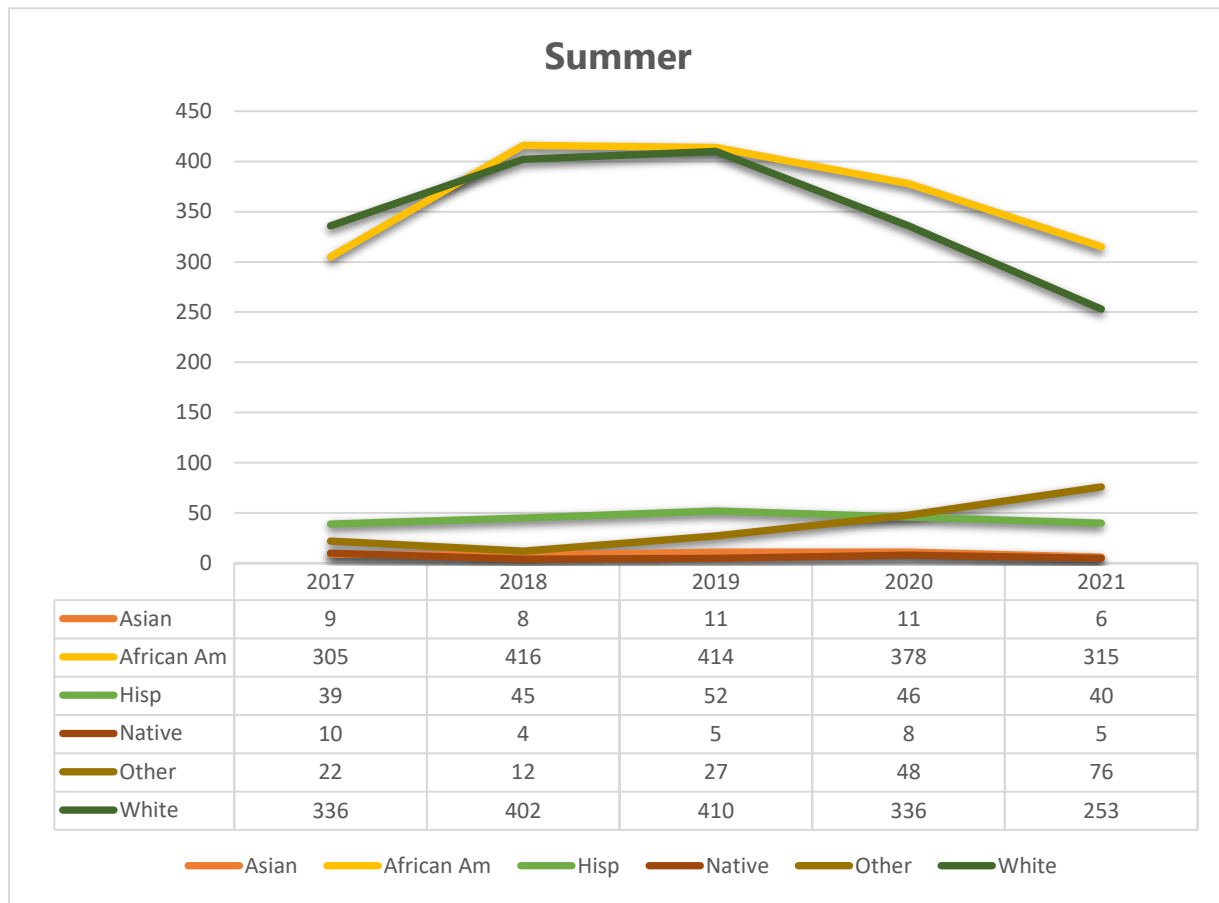
### Spring



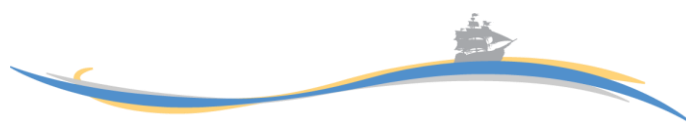
	2017	2018	2019	2020	2021
Totals	1464	1396	1497	1385	1165



## Ethnicity Continued



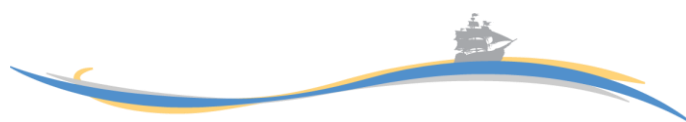
	2017	2018	2019	2020	2021
Totals	721	887	919	827	695



# Program Enrollment

## Program Enrollment by Term – Fall 2016-2020


Program of Study	2016	2017	2018	2019	2020
Accounting - ACC	22	27	27	22	14
Air Conditioning & Refrigeration - ACR	23	23	25	17	8
Associate Degree Nursing Mobility - ADN	20	16	13	19	27
Automotive Manufacturing - AUM	5	6	7	10	8
Business Entrepreneurship - BEO	0	0	0	0	2
Banking and Finance - BMB	6	2	1	1	0
Management and Supervision - BMS	26	18	30	34	20
Business - BUO	43	57	34	34	59
Criminal Justice - CRJ	65	56	74	57	33
CISCO Networking (Cyber Defense) - CND	11	8	8	12	9
Associate Degree Nursing - DRN	80	79	93	100	112
EMS Basic - EMB	7	1	0	0	3
EMS Advanced - EMA	1	0	1	0	0
Fire Science - FSC	58	58	57	39	28
General Studies - GEN	915	839	874	868	718
Industrial Maintenance - INT	8	13	12	13	6
Information Technology - ITD	41	45	45	41	26
Legal Admin Assistant - LAA	0	1	2	1	0
Liberal Arts - LIB	57	53	55	43	38
License Practical Nursing - LPN	0	0	0	0	10
Medical Admin Assistant - MAA	9	9	9	4	0
Medical Assisting - MAT	39	27	29	25	30
Medical Assisting – Phlebotomy - MAP	1	1	1	1	0
Office Administration - OAD	6	4	4	2	0
Small Business Management - SBM	4	2	1	1	0
Undeclared - UND	60	54	122	198	214
Welding - WDT	12	18	21	19	15
Visual Communications - VCM	2	0	0	0	0
Visual Communications Multimedia - VMM	20	22	25	30	17
Visual Communication – VSM	1	0	1	0	2



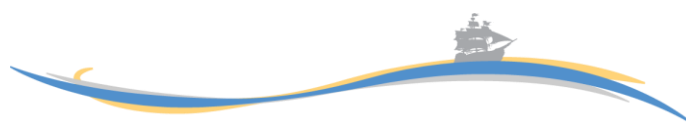
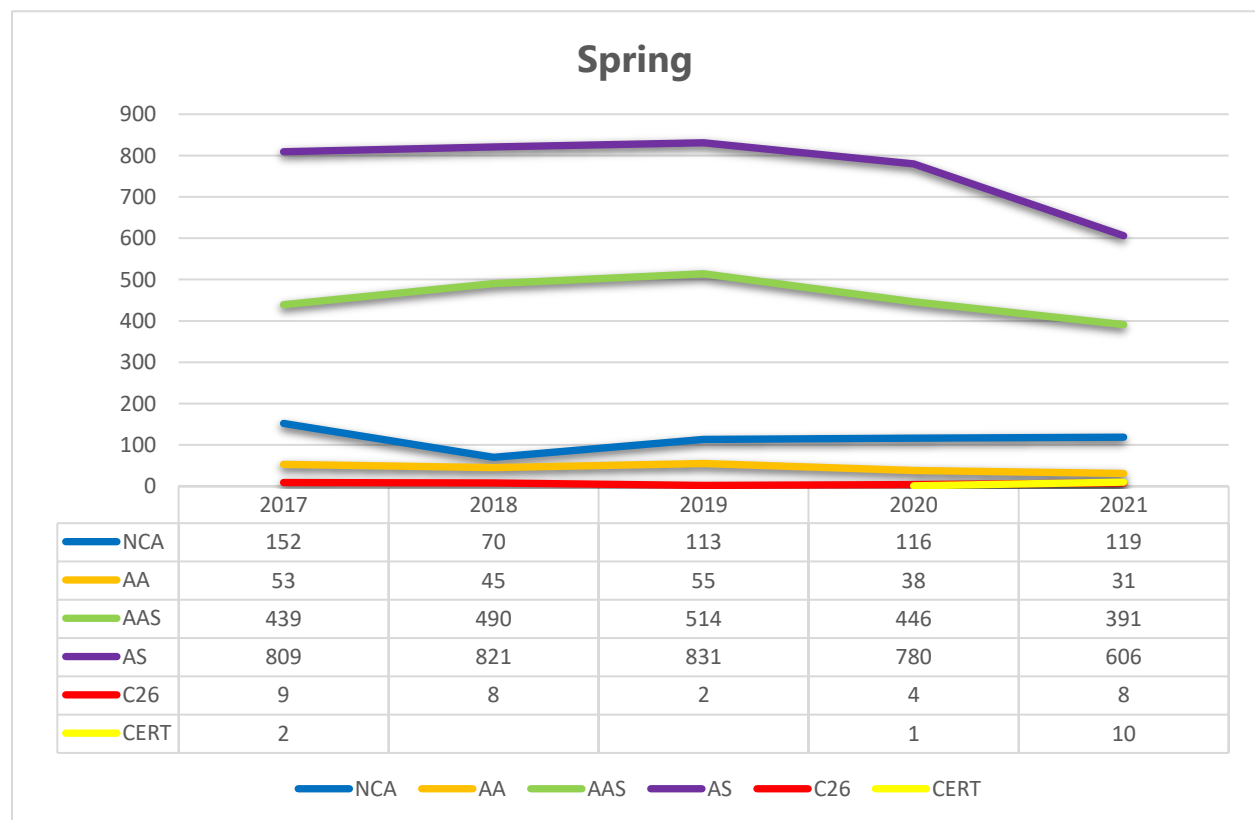
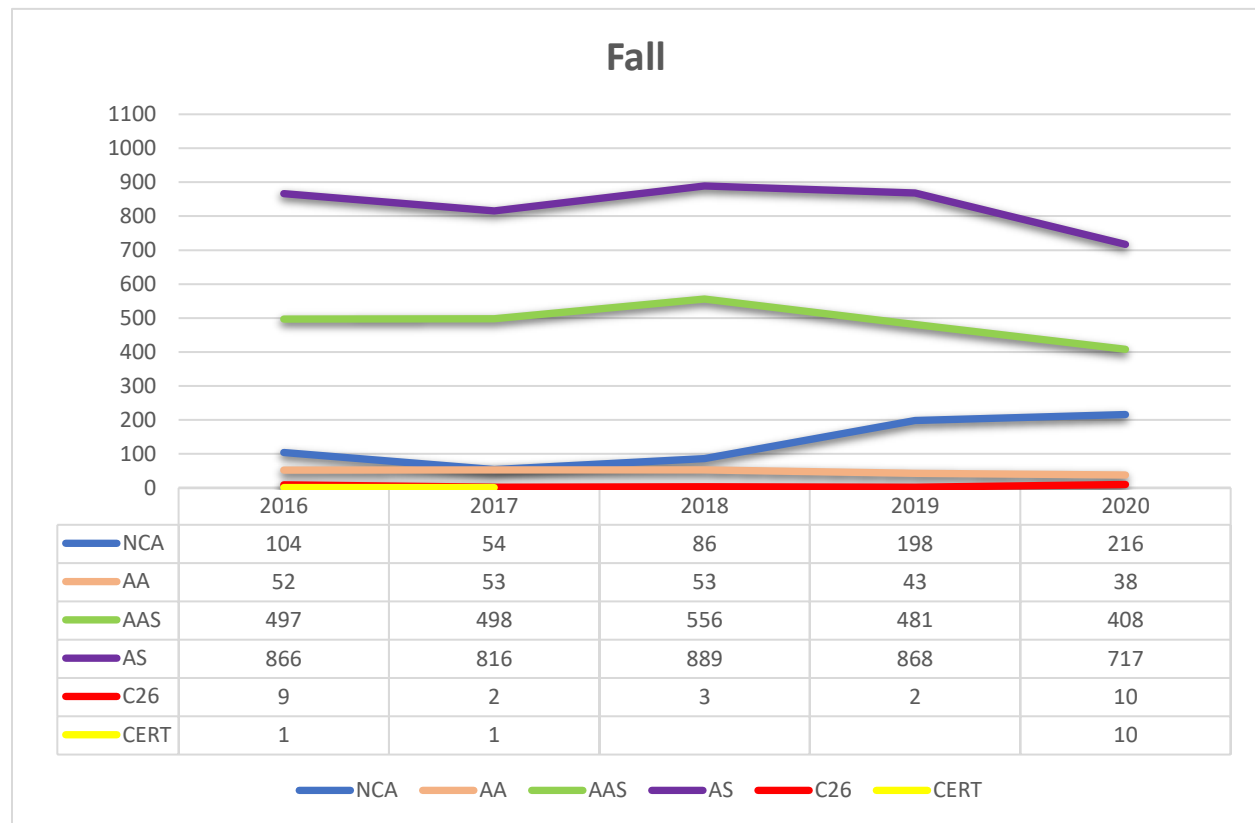
# Credit Hour Production by Program

*Credit Hour Production By Program Fall 2015-2019*

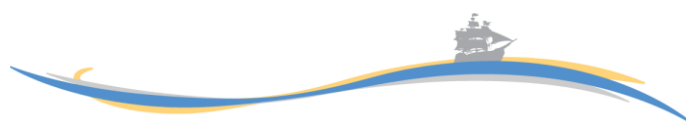
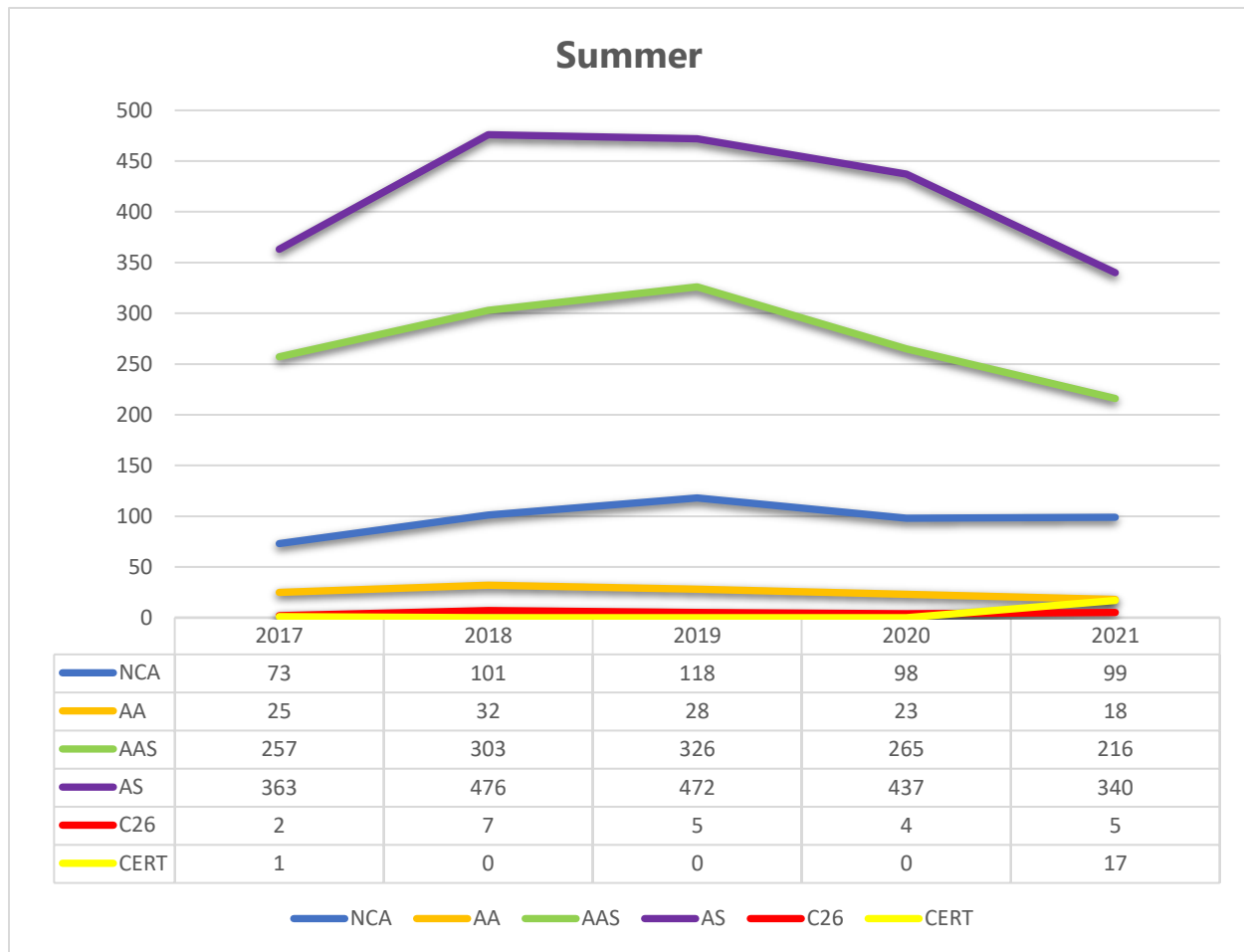
Program of Study	2016	2017	2018	2019	2020
Accounting - ACC	188	267	322	233	162
Air Conditioning and Refrigeration - ACR	117	114	151	87	134
Associate Degree Nursing Mobility - ADN	129	147	91	140	225
Automotive Manufacturing - AUM	101	60	83	92	96
Business Entrepreneurship - BEO	0	0	0	0	33
Banking and Finance - BMB	61	27	9	6	0
Management and Supervision - BMS	284	178	327	359	340
Business - BUO	520	644	319	304	722
Child Dev Educator - CDE	0	0	0	0	7
Child Care Development - CHD	0	0	0	0	37
Computer Information Systems - CIS	0	0	0	0	3
Criminal Justice Career - CJC	12	0	0	0	0
Criminal Justice - CRJ	710	584	787	613	471
CISCO Networking - CND	123	60	78	130	81
Associate Degree Nursing - DRN	653	724	699	737	1094
EMS Basic - EMB	81	11	11	0	73
EMS Advanced - EMA	0	0	0	0	7
Fire Science - FSC	646	617	679	424	393
General Studies - GEN	8954	8495	9060	9198	7640
Homeland Security - HLS	0	0	0	0	0
Industrial /MFG Technology - INT	96	114	73	115	34
Information Technology - ITD	376	380	496	434	327
Information Technology - IFC	0	3	0	0	0
Legal Admin Assistant - LAA	9	36	16	12	0
Liberal Arts - LIB	563	527	576	448	372
License Practical Nursing - LPN	0	0	0	0	14
Medical Admin Assistant - MAA	76	81	103	30	0
Medical Assisting - MAT	244	190	344	295	351
Medical Assisting Phlebotomy - MAP	3	0	7	6	0
Office Administration - OAD	87	39	45	21	0
Small Business Management - SMB	48	27	6	6	0
Undeclared - UND	382	231	704	962	139
Visual Communications – VSM	18	0	12	12	19
Visual Communications Multimedia - VMM	189	223	279	317	110
Welding	81	174	214	210	120



## Enrollment by Option



## Enrollment by Option Continued



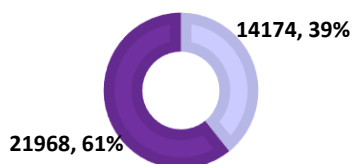
# Instructor Credit Hour Production

Adjunct
<ul style="list-style-type: none"> <li>• 2016-2017 <ul style="list-style-type: none"> <li>• 14174 (39%)</li> </ul> </li> <li>• 2017-2018 <ul style="list-style-type: none"> <li>• 12914 (36%)</li> </ul> </li> <li>• 2018-2019 <ul style="list-style-type: none"> <li>• 13461 (34%)</li> </ul> </li> <li>• 2019-2020 <ul style="list-style-type: none"> <li>• 10846 (29%)</li> </ul> </li> <li>• 2020-2021 <ul style="list-style-type: none"> <li>• 7979 (27%)</li> </ul> </li> </ul>

Full-time
<ul style="list-style-type: none"> <li>• 2016-2017 <ul style="list-style-type: none"> <li>• 21968 (61%)</li> </ul> </li> <li>• 2017-2018 <ul style="list-style-type: none"> <li>• 23387 (64%)</li> </ul> </li> <li>• 2018-2019 <ul style="list-style-type: none"> <li>• 25875 (66%)</li> </ul> </li> <li>• 2019-2020 <ul style="list-style-type: none"> <li>• 26644 (71%)</li> </ul> </li> <li>• 2020-2021 <ul style="list-style-type: none"> <li>• 21910 (73%)</li> </ul> </li> </ul>

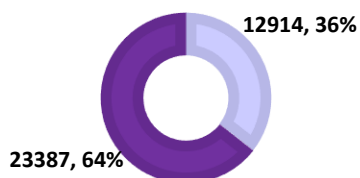
## 2016-2017

Adjunct Full-time



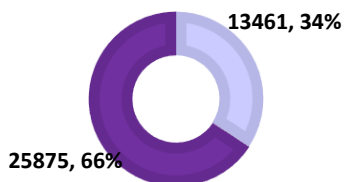
## 2017-2018

Adjunct Full-time



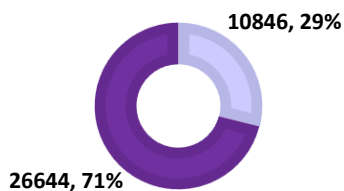
## 2018-2019

Adjunct Full-time



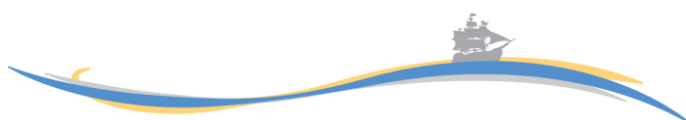
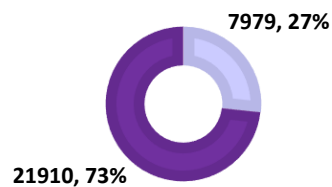
## 2019-2020

Adjunct Full-time



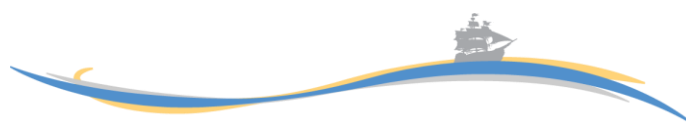
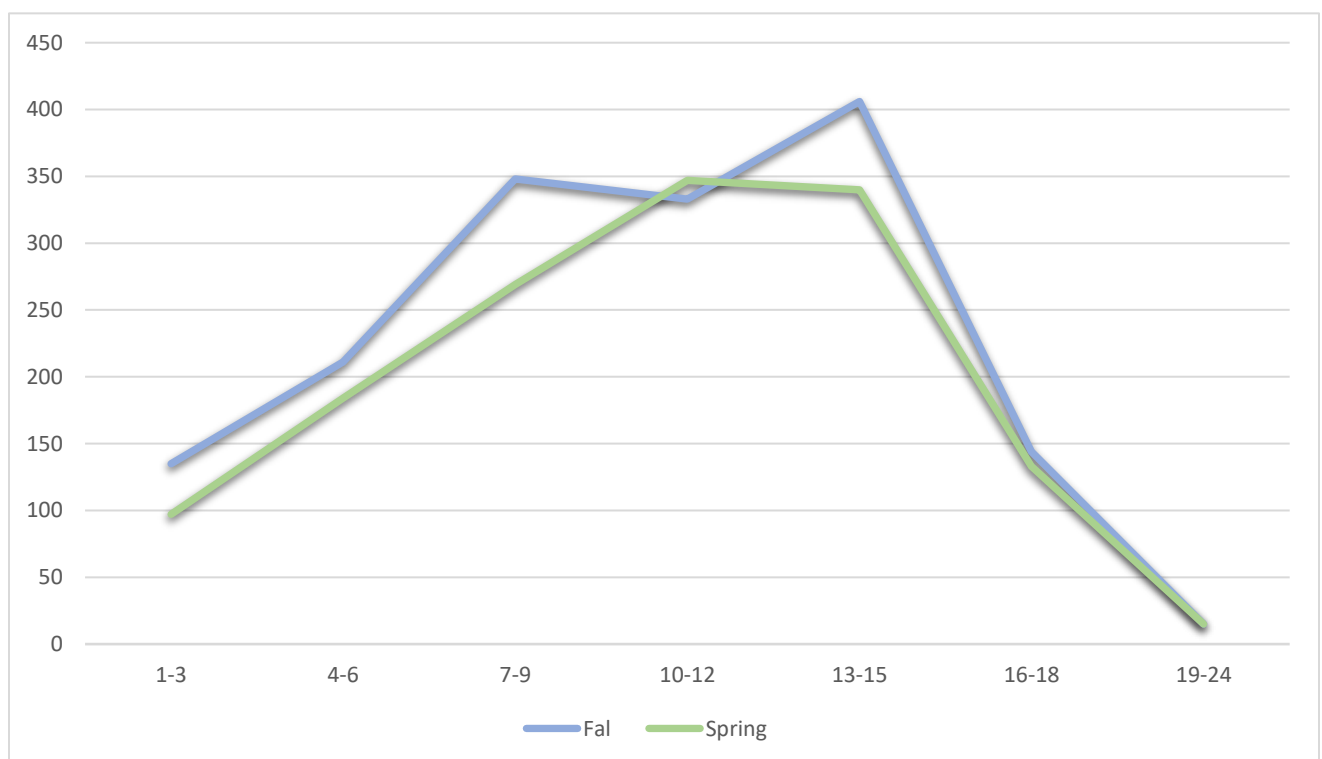
## 2020-2021

Adjunct Full-time



## Enrollment by Credit Hour (Hours taken)

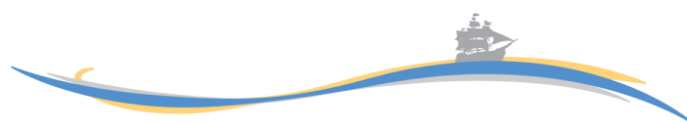
Fall 2020	Spring 2021
(1-3) 159	(1-3) 92
(4-6) 228	(4-6) 202
(7-9) 335	(7-9) 262
(10-12) 298	(10-12) 282
(13-15) 242	(13-15) 213
(16-18) 129	(16-18) 102
(19-24) 8	(19-24) 12



# Credentials/Awards by Program

## Credentials/Awards by Program – AA/AS/AAS

	16-17	17-18	18-19	19-20	20-21
<b>AA</b>					
Liberal Arts - LIB	12	9	6	6	7
<b>AS</b>					
General Studies - GEN	101	125	102	90	126
<b>AAS</b>					
Accounting - ACC	4	6	6	4	5
Air Conditioning and Refrigeration - ACR	1	2	9	3	3
Associate Degree Nursing Mobility - ADN	16	16	12	15	26
Automotive Manufacturing - AUM	3	1	2	2	1
Management and Supervision - BMS	2	4	4	4	3
Business - BUO	0	4	3	2	5
Banking and Finance - BMB	0	0	0	1	0
CISCO Networking - CND	0	1	0	1	5
Criminal Justice - CRJ	9	10	9	6	10
Associate Degree Nursing - DRN	25	32	32	29	49
Fire Science - FSC	6	6	6	8	8
Industrial Maintenance - INT	1	1	0	0	1
Information Technology - ITD	4	7	10	5	7
Legal Admin Assistant - LAA	0	1	0	0	0
Medical Assisting - MAT	12	9	7	12	3
Medical Admin Assistant - MAA	1	0	2	2	0
Office Administration - OAD	1	1	0	2	0
Simulation and Modeling - VSM	2	0	0	0	0
Small Business Management - SMB	0	0	0	1	0
Visual Communication MultiMedia - VMM	2	5	1	6	4
Welding – WDT	0	4	3	1	2



## Credentials/Awards by Program Continued

### Credentials/Awards by Program – C26/Short Certificate

	16-17	17-18	18-19	19-20	20-21
<b>C26</b>					
Accounting - ACC	3	5	2	2	3
Administrative Technology - ATO	0	0	1	0	0
Air Conditioning and Refrigeration - ACR	0	2	8	1	2
Automotive Manufacturing - AUM	1	1	0	1	1
Child Development – CDA	2	0	0	0	2
Child Care and Development – CHD	0	2	1	1	0
Criminal Justice - CRJ	0	0	0	5	11
CISCO Network Technology - CSC	0	0	0	0	1
Fire Science - FSC	2	1	2	5	9
EMA Advanced - EMA	9	6	14	1	5
General Business Short - GBC	0	0	0	2	5
General Studies Short - GSC	0	0	0	41	306
EMS Basic - EMB	33	19	28	0	14
Industrial Maintenance - INT	0	0	0	0	3
Information Technology - IFC	0	2	2	0	1
Information Technology - ITD	0	0	0	0	5
Medical Assisting Phlebotomy - MAP	3	0	12	3	10
Medical Assisting - MAT	2	3	7	0	1
Medical Assistant - MEA	0	0	0	0	1
Simulation and Modeling - SMC	0	0	0	1	0
Welding (GMAW) - WDG	1	8	0	1	4
Welding (SMAW) - WDS	1	6	3	0	6
Welding – WDT	0	7	4	2	5

### Credentials/Awards by Program – CERT

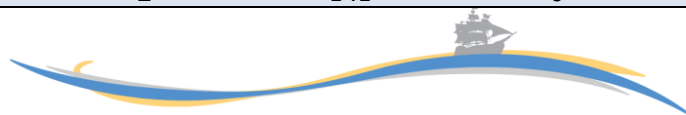
	16-17	17-18	18-19	19-20	20-21
<b>CERT</b>					
Air Conditioning and Refrigeration - ACR	1	0	2	0	0
Automotive Manufacturing - AUM	2	0	0	0	1
Criminal Justice - CJC	1	5	7	4	0
Criminal Justice - CRJ	0	1	0	0	9
Fire Science-FSC	4	7	2	4	3
Information Technology - IFC	2	1	7	1	1
Industrial Maintenance - INT	1	1	0	0	1
Licensed Practical Nurse - LPN	32	29	35	0	41
Welding – WDT	0	0	1	0	2



## Residency

County Residency									
Alabama						Georgia			
	Barbour	Bullock	Chambers	Lee	Russell	Harris	Muscogee	Troup	Other GA
Fall 15	12	5	13	397	697	29	415	4	21
Spring 16	10	5	14	391	689	30	370	44	25
Summer 16	3	2	7	196	346	18	182	3	2
Fall 16	10	5	21	396	638	25	334	5	21
Spring 17	11	2	14	381	624	25	310	4	16
Summer 17	5	3	8	188	314	10	140	3	12
Fall 17	6	4	11	363	626	27	293	3	18
Spring 18	5	5	7	354	643	25	275	2	17
Summer 18	2	3	8	213	403	17	179	2	11
Fall 18	9	4	15	426	681	32	298	3	16
Spring 19	6	4	13	414	667	32	262	4	16
Summer 19	3	2	10	235	429	17	172	2	9
Fall 19	7	7	18	458	724	20	266	4	19
Spring 20	7	8	14	406	592	21	240	5	20
Summer 20	6	6	6	202	310	17	160	6	17
Fall 20	9	5	10	396	584	17	231	11	60
Spring 21	8	3	8	356	429	17	201	8	60
Summer 21	2	2	5	213	284	7	114	7	21

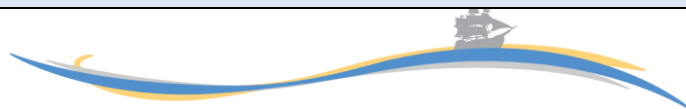
State Residency						
	Alabama	Florida	Georgia	N Carolina	Tennessee	Other States
Fall 15	1167	2	491	1	0	4
Spring 16	1161	2	451	0	0	9
Summer 16	589	1	21	0	1	6
Fall 16	1112	2	421	0	0	7
Spring 17	1073	2	402	0	0	5
Summer 17	538	2	194	0	0	3
Fall 17	1045	1	390	1	0	3
Spring 18	1047	2	361	1	0	2
Summer 18	647	1	239	0	0	0
Fall 18	1156	5	405	1	0	1
Spring 19	1126	4	364	1	1	1
Summer 19	689	2	227	0	0	2
Fall 19	1232	4	352	0	0	4
Spring 20	1047	5	327	0	0	6
Fall 20	1091	5	283	0	0	20
Spring 21	893	4	254	1	0	13
Summer 21	548	2	141	0	0	4



## Area High School Graduation Numbers

	Total Number of Graduates	Continuing Edu in AL	Attending a 2yr (in AL)	Attending CVCC	% of 2 yrs at CVCC
<b>2015-2016</b>					
Central H.S.	393	138	75	64	85%
Russell Co. H.S.	208	73	40	26	65%
Smiths Station H.S.	425	176	117	66	56%
Beulah H.S.	69	25	18	2	11%
Beauregard H.S.	150	58	17	4	24%
<b>2016-2017</b>					
Central H.S.	396	145	78	66	85%
Russell Co. H.S.	211	75	34	28	82%
Smiths Station H.S.	420	163	91	57	63%
Beulah H.S.	81	38	24	2	8%
Beauregard H.S.	171	70	51	1	2%
<b>2017-2018</b>					
Central H.S.	394	131	70	65	93%
Russell Co. H.S.	245	86	59	47	80%
Smiths Station H.S.	460	163	121	70	58%
Beulah H.S.	62	24	18	1	5%
Beauregard H.S.	165	77	58	12	21%
<b>2018-2019</b>					
Central H.S.	386	145	63	57	86%
Russell Co. H.S.	183	59	31	24	77%
Smiths Station H.S.	400	171	104	60	58%
Beulah H.S.	75	38	30	1	3%
Beauregard H.S.	146	51	41	1	2%
<b>2019-2020</b>					
Central H.S.	406	136	82	68	83%
Russell Co. H.S.	187	63	37	27	73%
Smiths Station H.S.	410	153	76	46	61%
Beulah H.S.	75	23	9	2	2%
Beauregard H.S.	136	53	34	1	3%

Source: ACHE



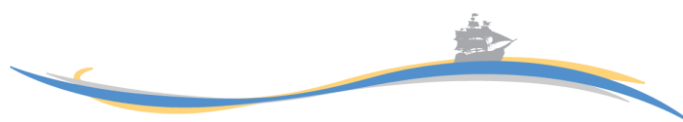
## Employees

Total number of staff by employment status and primary function/occupational activity As of Fall 2020			
Primary function/occupational activity (mutually exclusive categories)	Total	Full-time	Part-time
All staff	184	94	90
Instructional Staff	99	42	57
Research	0	0	0
Public Service	0	0	0
Librarians, Curators, and Archivists	1	0	1
Archivists, Curators, and Museum Technicians	0	0	0
Librarians	1	1	0
Library Technicians	0	0	0
Student and Academic Affairs and Other Education Services	19	6	13
Management	13	13	0
Business and Financial Operations	2	2	0
Computer, Engineering, and Science	1	1	0
Community Service, Legal, Arts, and Media	8	2	6
Healthcare Practitioners and Technical	0	0	0
Service Occupations	16	5	11
Sales and Related Occupations	2	2	0
Office and Administrative Support	18	18	2
Natural Resources, Construction, and Maintenance	2	2	0
Production, Transportation, and Material Moving Occupations	1	0	1

Source: IPEDS

Total number of personnel by gender and race/ethnicity As of Fall 2020						
Race/ethnicity	Full-time	Full-time	Part-time	Part-time	Total	Total
	men	women	men	women	men	women
Nonresident alien						
Hispanic/Latino		1	1		1	1
American Indian or Alaska Native						
Asian		1	1	1	1	2
Black or African American	13	25	8	22	21	47
White	22	32	26	31	48	63
Grand Total	35	59	36	54	71	113

Source: IPEDS



## Workforce Development – as of July 2021

Category	Fall 2016	Fall 2017	Fall 2018	Fall 2019	Fall 2020
Enrollment	474	468	497	543	397
GED or Secondary School Diploma	33	36	66	61	20
National Career Readiness Certificate	34	42	53	92	63

Source: Workforce Development

